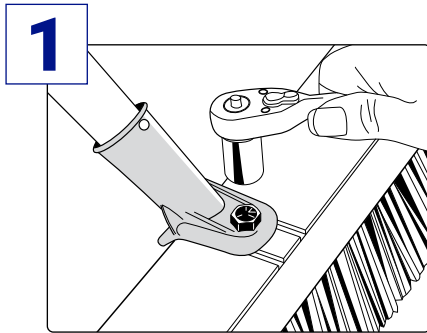


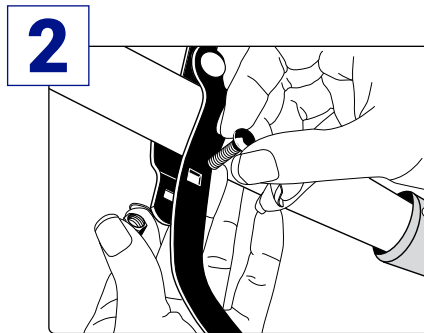


BOLT-ON HANDLE & BRACE INSTALLATION


A brace is an important safety element used for structural integrity on push brooms. The brace keeps the handle firmly in place and distributes the strain evenly to reduce splintered and broken handles



tighten with $\frac{1}{2}$ -inch socket



hand tighten



tighten with $\frac{5}{16}$ -inch socket

4

finish installation by tightening
bolts with $\frac{3}{8}$ -inch socket

